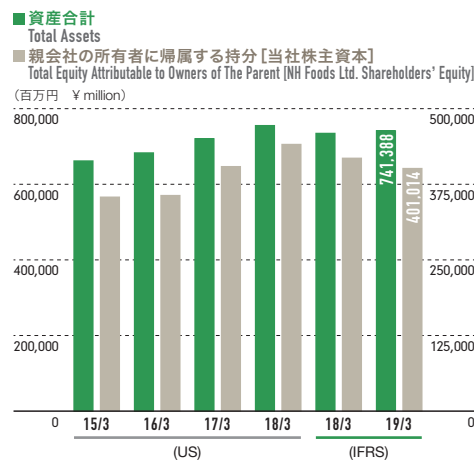
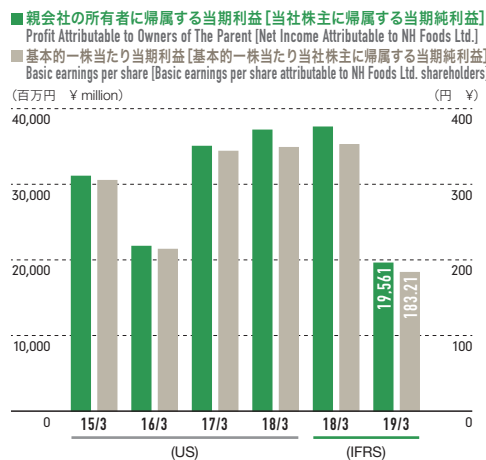
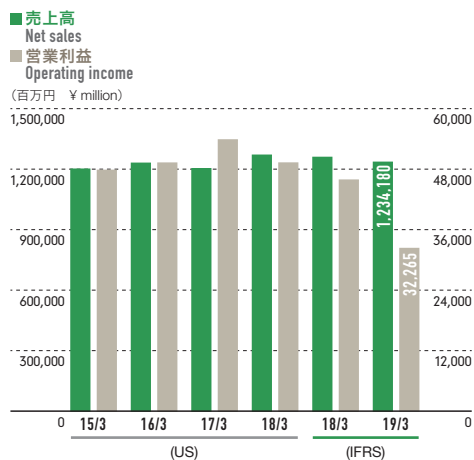


5年間連結財務ハイライト

Five-Year Consolidated Financial Highlights

百万円
¥ million

		15/3	16/3	17/3	18/3	18/3	19/3
		(US)				(IFRS)	
売上高	Net Sales	1,199,956	1,229,324	1,202,293	1,269,201	1,258,463	1,234,180
営業利益	Operating Income	47,770	49,207	53,802	49,218	45,830	32,265
税引前当期利益 [継続事業からの税金等調整前当期純利益]	Profit before Tax [Income from Continuing Operations before Income Taxes and Equity in Earnings (Losses) of Associated Companies]	43,797	35,309	49,112	50,455	52,798	30,267
当期利益 [継続事業からの当期純利益]	Profit [Net Income from Continuing Operations]	30,435	21,985	35,067	37,419	37,724	19,017
親会社の所有者に帰属する当期利益 [当社株主に帰属する当期純利益]	Profit Attributable to Owners of The Parent [Net Income Attributable to NH Foods Ltd.]	31,048	21,779	35,004	37,147	37,552	19,561
EBITDA ^{*1}	EBITDA ^{*1}	64,092	56,138	70,017	72,861	74,688	53,984
資産合計	Total Assets	661,567	682,855	720,276	755,076	734,528	741,388
親会社の所有者に帰属する持分 [当社株主資本]	Total Equity Attributable to Owners of The Parent [NH Foods Ltd. Shareholders' Equity]	353,664	356,353	404,126	440,793	417,982	401,014
一株当たり金額	Per Share Amounts						
基本的一株当たり当期利益 [基本的一株当たり当社株主に帰属する当期純利益] (円)	Basic earnings per share [Basic earnings per share attributable to NH Foods Ltd. shareholders] (¥)	304.86	213.84	343.47	348.46	352.26	183.21
希薄化後一株当たり当期利益 [希薄化後一株当たり当社株主に帰属する当期純利益] (円)	Diluted earnings per share [Diluted earnings per share attributable to NH Foods Ltd. shareholders] (¥)	286.22	200.89	322.54	342.07	350.00	181.48
株価収益率 (PER) (倍) ^{*2}	Price Earnings Ratio (Times) ^{*2}	18.16	23.19	17.40	12.51	12.38	21.74
株価純資産倍率 (PBR) (倍) ^{*3}	Price Book-Value Ratio (Times) ^{*3}	1.59	1.42	1.56	1.06	1.12	1.02
株価キャッシュ・フロー倍率 (PCFR) (倍) ^{*4}	Price Cash Flow Ratio (Times) ^{*4}	19.00	9.62	9.34	8.51	8.72	13.79
事業利益	Business Profit	—	—	—	—	50,589	38,311



*1 EBITDA = 税引前当期利益 [継続事業からの税金等調整前当期純利益] + 支払利息 + 減価償却費
 *2 株価収益率 (PER) = 期末株価 / 基本的一株当たり当期利益 [基本的一株当たり当社株主に帰属する当期純利益]
 *3 株価純資産倍率 (PBR) = 期末株価 / 一株当たり親会社所有者帰属持分 [一株当たり当社株主資本]
 *4 株価キャッシュ・フロー倍率 = 期末株価 / 一株当たり営業活動によるキャッシュ・フロー

*1 EBITDA = Profit before Tax [Income from Continuing Operations before Income Taxes and Equity in Earnings (Losses) of Associated Companies] + Interest expense + Depreciation and amortization
 *2 Price Earnings Ratio = Stock price at end of year / Basic earnings per share [Basic earnings per share attributable to NH Foods Ltd. Shareholders]
 *3 Price Book-Value Ratio = Stock price at end of year / Total Equity attributable to owners of the parent per share [NH Foods Ltd. Shareholders' Equity per share]
 *4 Price Cash Flow Ratio = Stock price at end of year / Net cash provided by (used in) operating activities per share